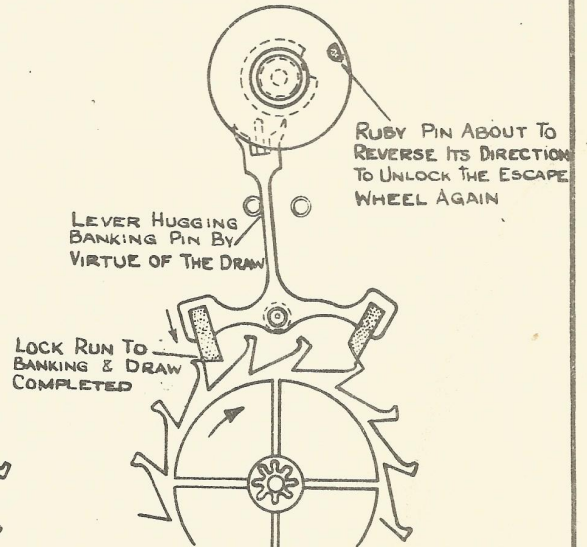
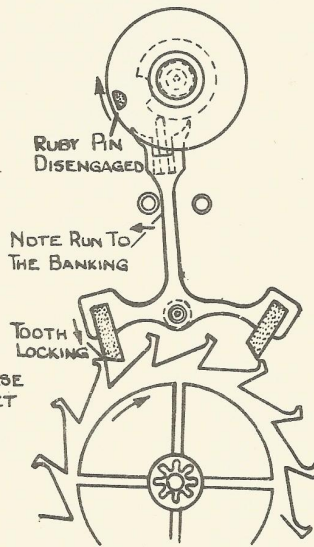
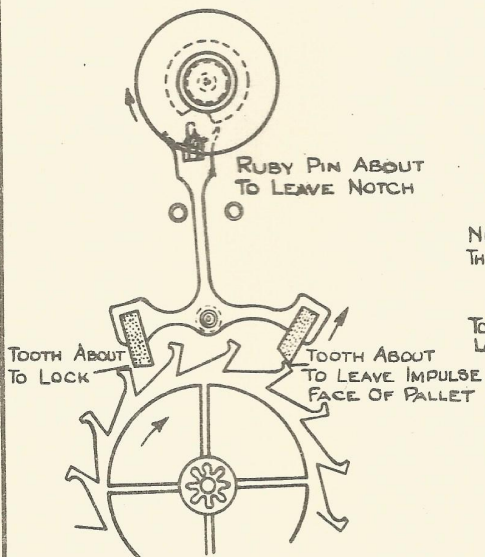
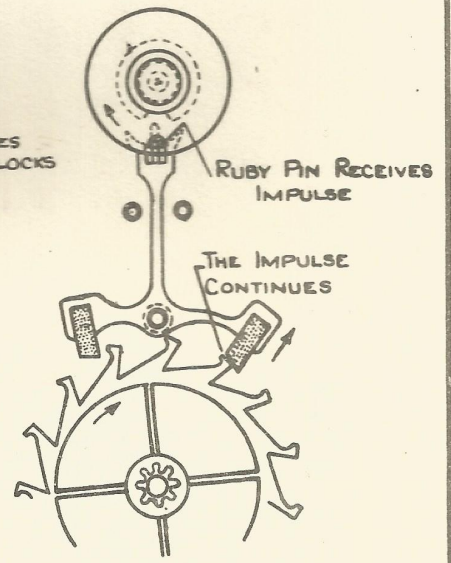
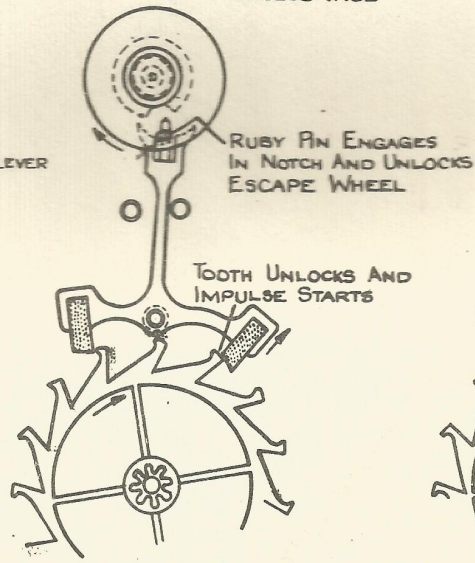
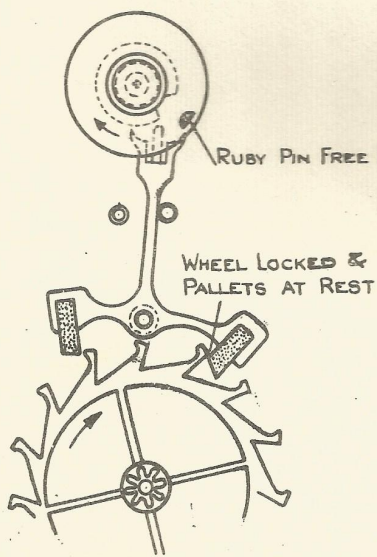
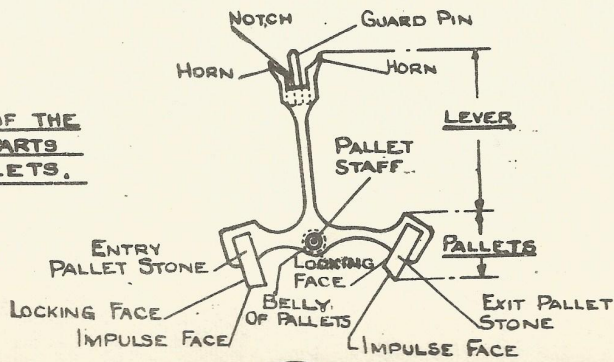


CLOCK AND WATCH REPAIRERS

COPYRIGHT RESERVED N.A.G. PRESS LTD.

DEFINITIONS OF THE COMPONENT PARTS OF THE PALLETS.



A SERIES OF DIAGRAMS SHOWING WHAT HAPPENS AT EVERY POINT OF THE ESCAPEMENT EXCEPT THE BALANCE SPRING, WITHIN 1/5TH OF A SECOND.

PLATFORM ESCAPEMENT

ISSUED BY
HQ T5b

INSTRUCTIONAL CHART

DRN
TRC^o R.D.H.
APPYD V.1.

DRG N^o
IC/28^c/CW

CLOCK AND WATCH REPAIRERS

COPYRIGHT RESERVED N.A.G. PRESS LTD

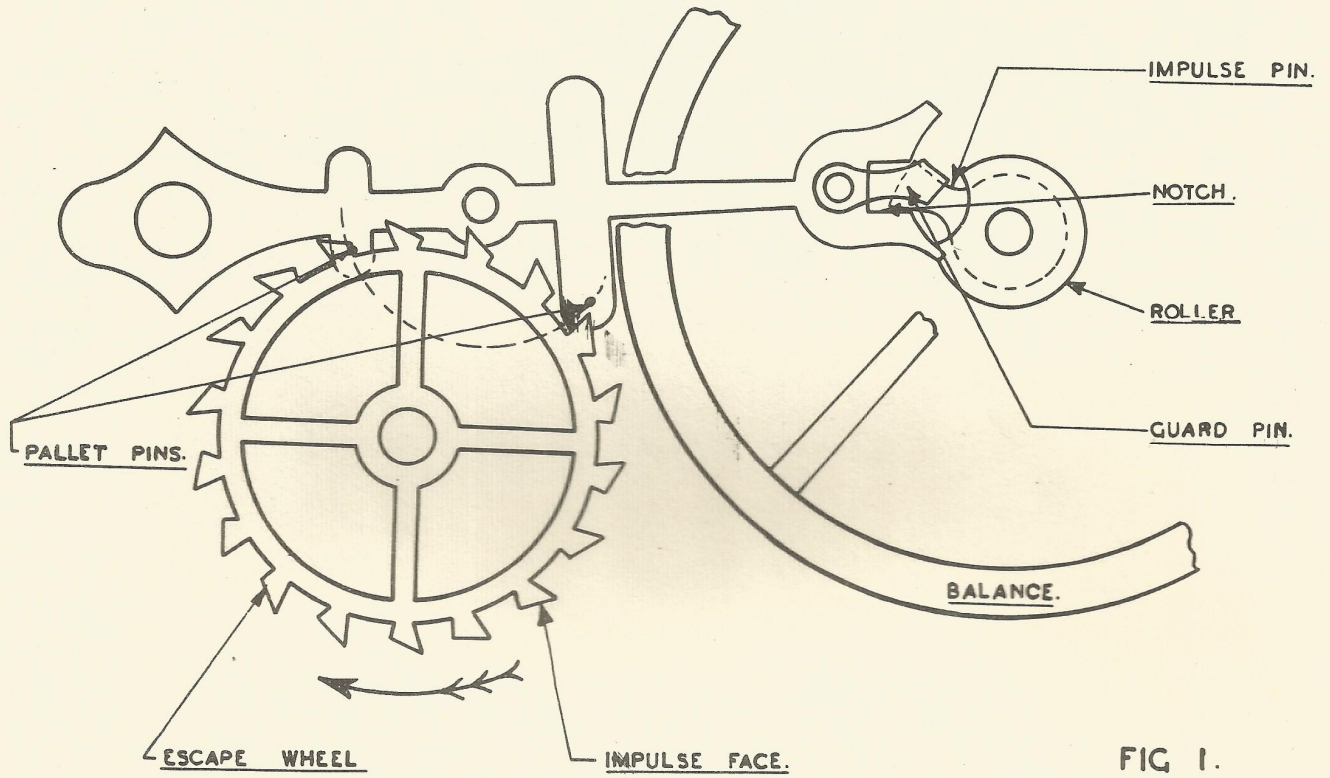


FIG 1.

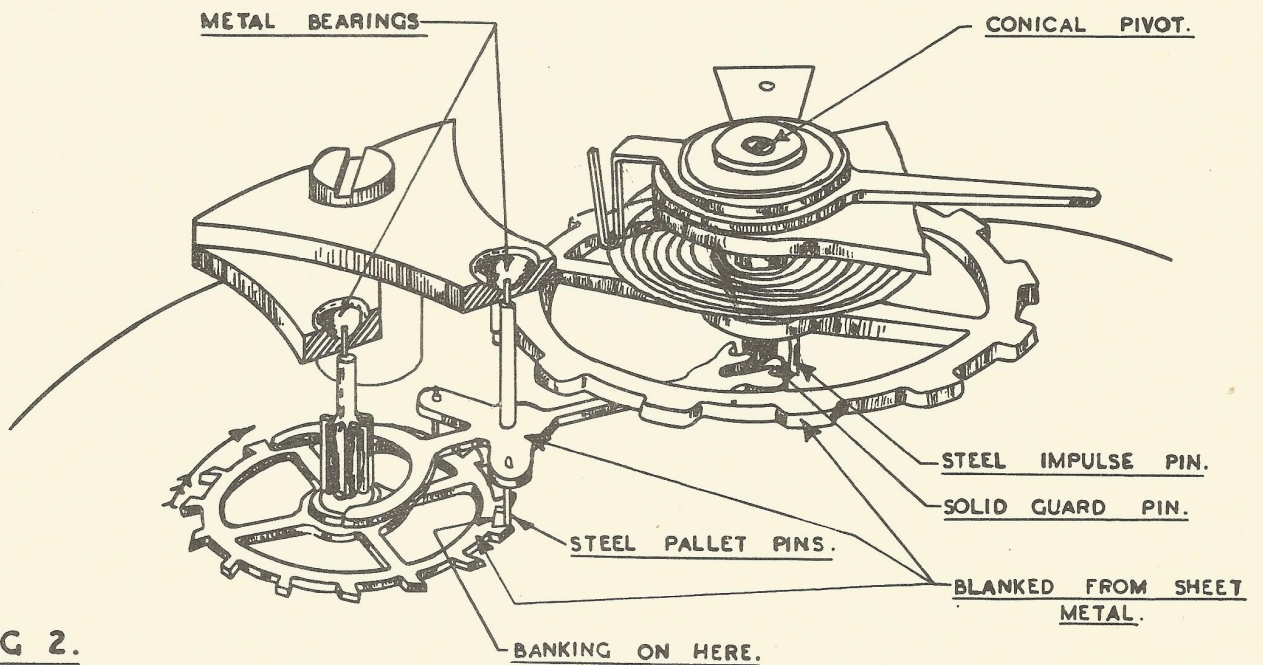


FIG 2.

THE PIN PALLET LEVER ESCAPEMENT

ISSUED BY
H.Q.T 5 b.

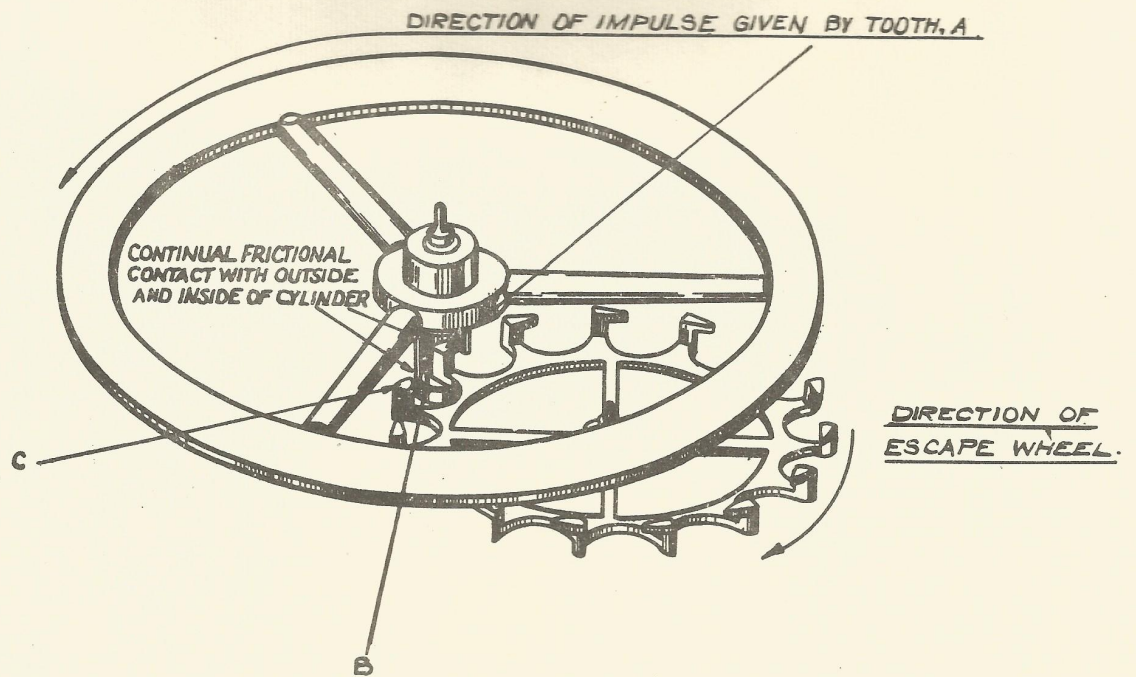
INSTRUCTIONAL CHART

DATE. 13.12.65
TRCO PJH
APPRO J

DRG NO.
IC/24/CW.

CLOCK AND WATCH REPAIRERS.

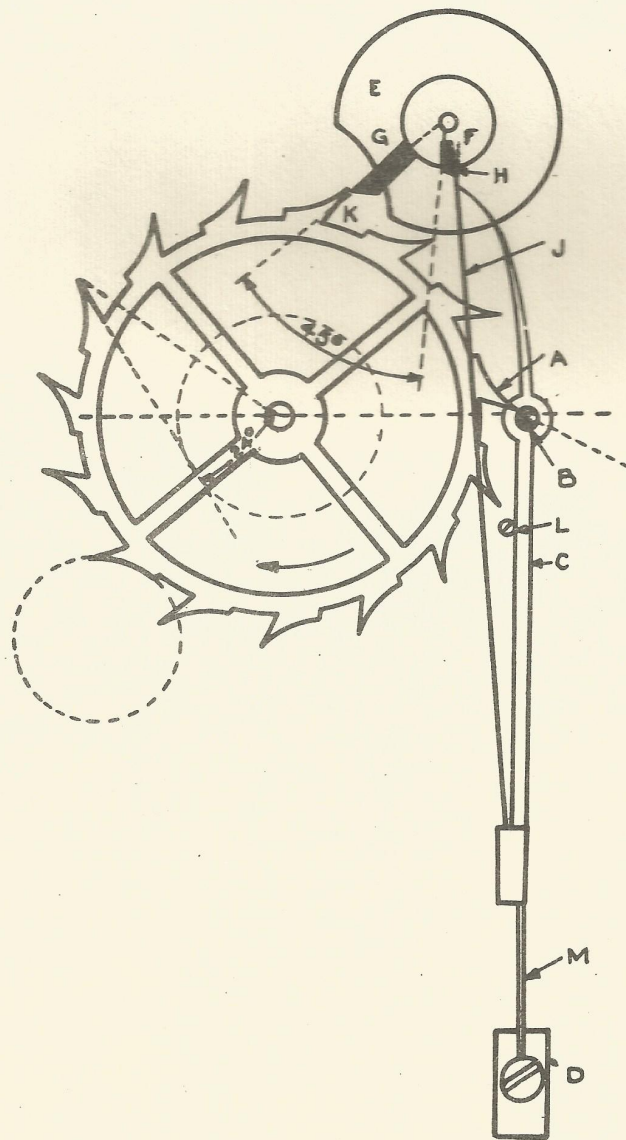
COPYRIGHT RESERVED WALTHAM WATCHES LTD



CYLINDER ESCAPEMENT.

ISSUED BY HQ. T5.B.	INSTRUCTIONAL CHART	DRN	DRG No
		TRC ^o R.D.H.	IC/28/CW
		APPVD	

CLOCK AND WATCH REPAIRERS.



BALANCE WHEEL
NOT SHOWN

CHRONOMETER ESCAPEMENT

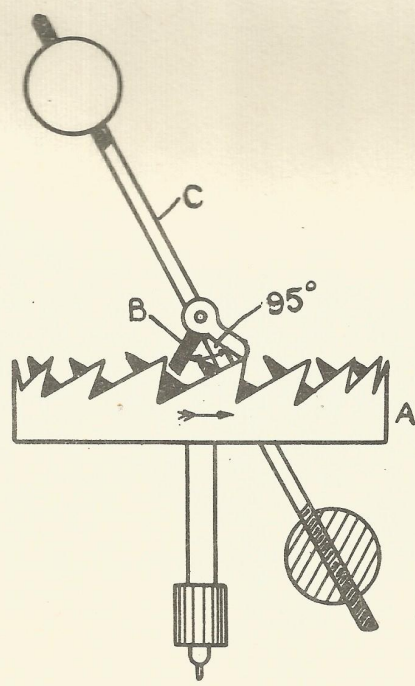
ISSUED BY
HQ T56

INSTRUCTIONAL CHART

DRN
TRC^D RDH
APPVD VJ

DRG N°
IC/28^D/CW

CLOCK AND WATCH REPAIRERS

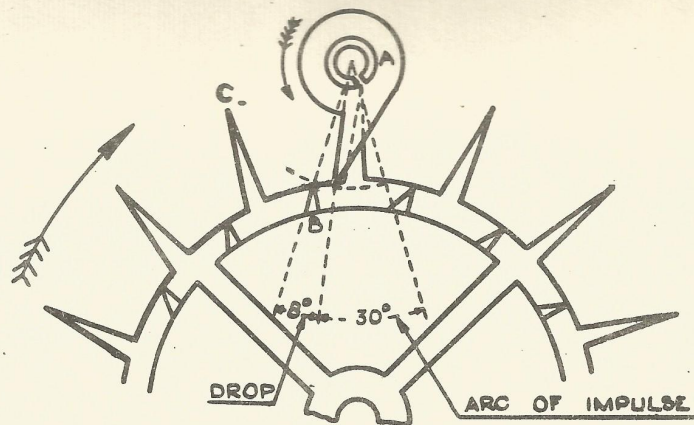


A TYPE OF VERGE ESCAPEMENT

ISSUED BY HQ T5b	INSTRUCTIONAL CHART	DRN TRC ^D RDH APPVD <i>[Signature]</i>	DRG NO IC/28/CW
---------------------	---------------------	---	--------------------

CLOCK AND WATCH REPAIRERS

COPYRIGHT RESERVED TECHNICAL PRESS LTD

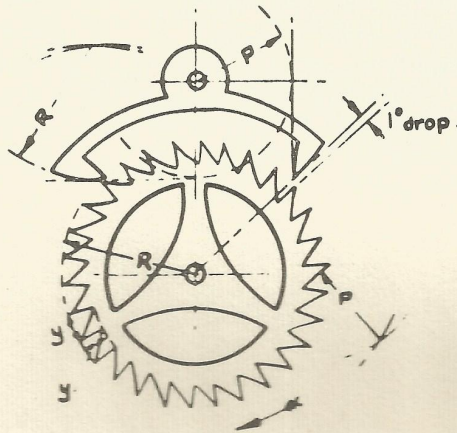


DUPLEX ESCAPEMENT.


ISSUED BY HQ T56	INSTRUCTIONAL CHART	DRN TRC ^D R.D.H APPROV ^D U.H.	DRG N ^o IC/28 ^B /CW
---------------------	---------------------	---	--

CLOCK & WATCH REPAIRERS.

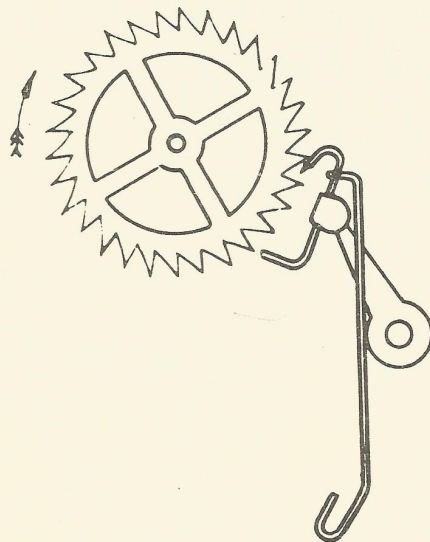
COPYRIGHT RESERVED TECHNICAL PRESS LTD



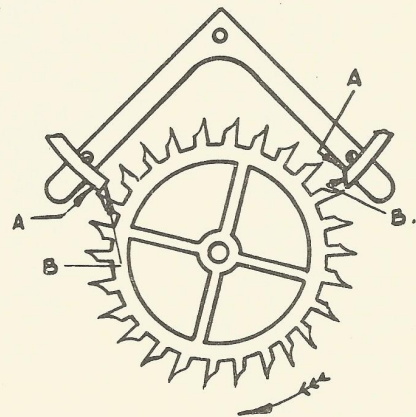
ENGLISH RECOIL
ESCAPEMENT.



FRENCH RECOIL
ESCAPEMENT.



AMERICAN RECOIL
ESCAPEMENT



- A. INDICATES DEAD FACES OF PALLET.
- B. INDICATES IMPULSE FACES OF PALLET.

VIENNA REGULATOR
DEAD-BEAT ESCAPEMENT.

THE RECOIL (ANCHOR) & DEAD BEAT ESCAPEMENTS.

ISSUED BY
HQ T5b.

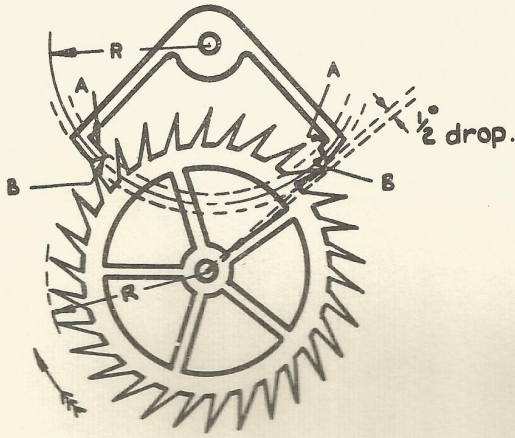
DRN.A.G.F.
TRCPJM
APPROV. JJ

INSTRUCTIONAL CHART.

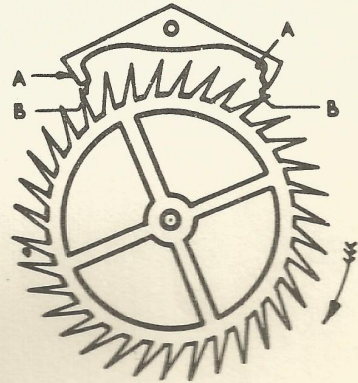
DRG NO
1C/19/CW.

CLOCK & WATCH REPAIRERS.

COPYRIGHT RESERVED TECHNICAL PRESS LTD.

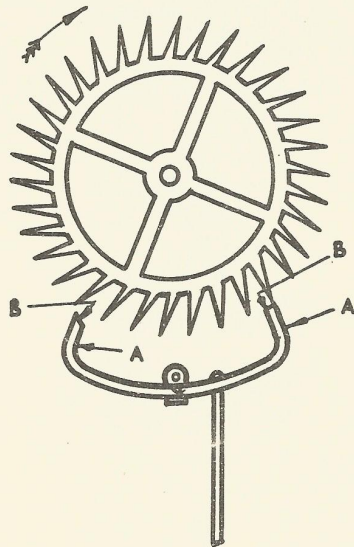


ENGLISH DEAD BEAT ESCAPEMENT.

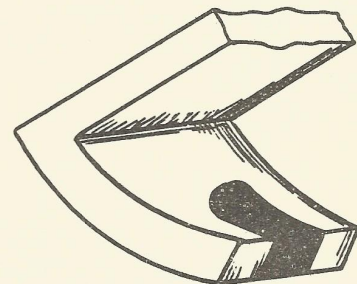


FRENCH DEAD BEAT ESCAPEMENT.

NOTE. A. INDICATES DEAD FACES OF PALLET.
B. INDICATES IMPULSE FACES OF PALLET.



AMERICAN DEAD BEAT ESCAPEMENT.



JEWELLED PALLET.

THE RECOIL (ANCHOR) & DEAD BEAT ESCAPEMENTS.

ISSUED BY
HQ T5b

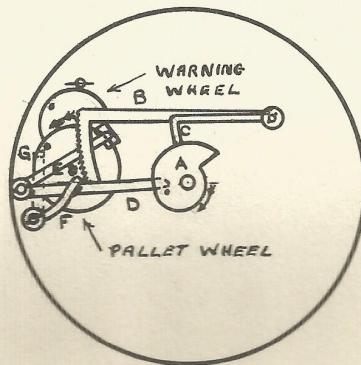
DRN A.G.P.
TRC P.J.H.
APP^d V.J.H.

INSTRUCTIONAL CHART.

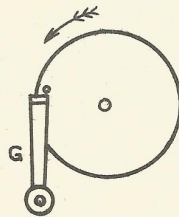
DRG NO
1C/19A/CW

CLOCK AND WATCH REPAIRERS.

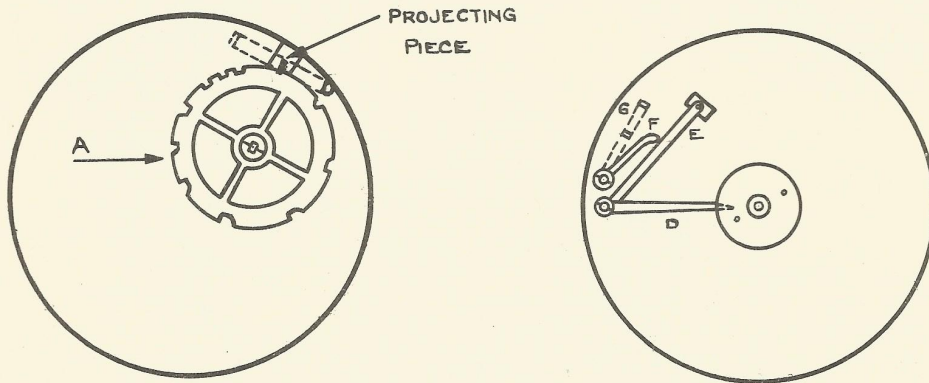
COPYRIGHT RESERVED TECHNICAL PRESS LTD.



FRENCH RACK-STRIKING MECHANISM.



PALLET-WHEEL LOCKING ARRANGEMENT.



BACK PLATE

FRONT PLATE

FRENCH LOCKING-PLATE MECHANISM

FRENCH STRIKING MECHANISM.

ISSUED BY
HQ T5b

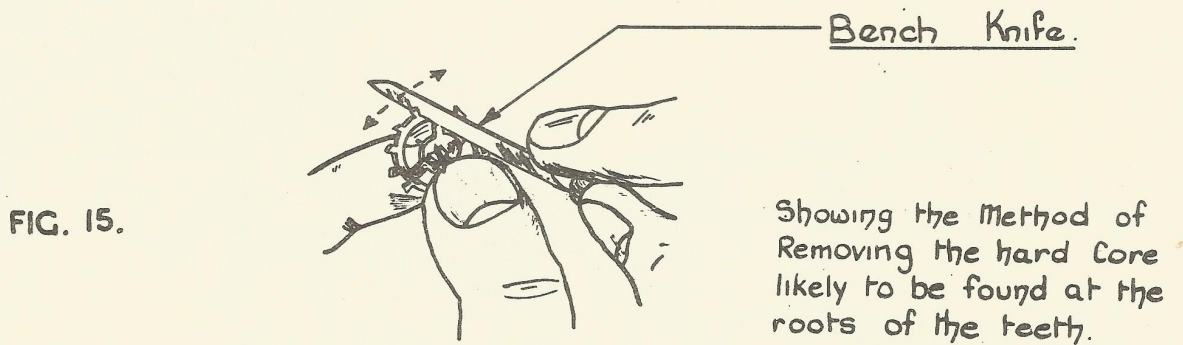
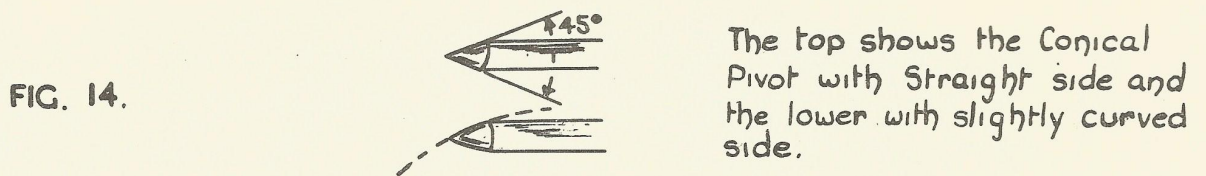
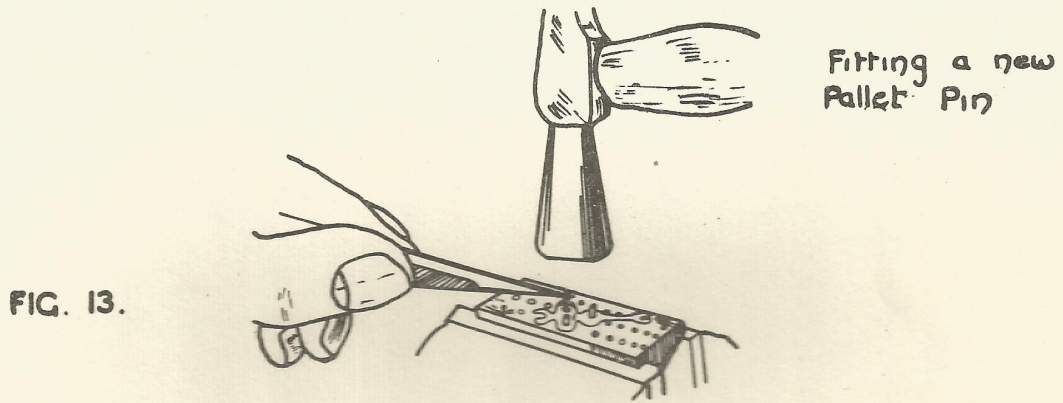
INSTRUCTIONAL CHART

DRN
TRC^D R.H.
APPVD *[Signature]*

DRG N^o
C/25/CW

CLOCK AND WATCH REPAIRERS

COPYRIGHT RESERVED N.A.G. PRESS LTD.



THE PIN PALLET LEVER ESCAPEMENT.

CLOCK AND WATCH REPAIRERS

COPYRIGHT RESERVED N.A.G. PRESS LTD

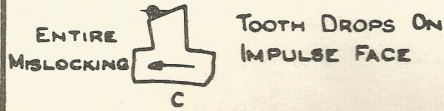
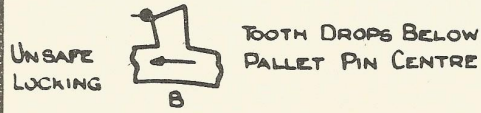


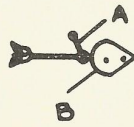


FIG 3

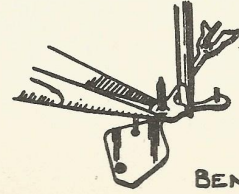


TYPES OF PIN PALLETS

FIG 4



FIG 5 LEVER BENDING TOOL



BENDING PALLETS TO LESSON DROP

FIG 6


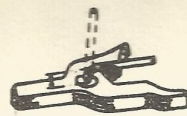


FIG 7 REDUCING PIN CENTRES.



LENGTHENING GUARD PIN BY REBENDING.

FIG 9

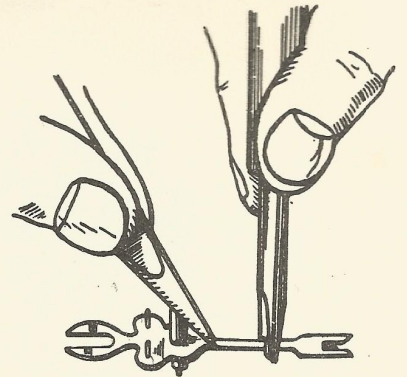


FIG 8 ADJUSTING UNEQUAL SHAKE

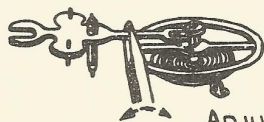


FIG 11 ADJUSTING HEIGHT OF LEVER NOTCH

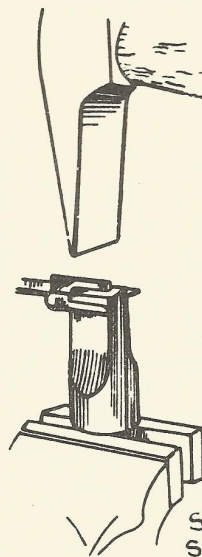


FIG 10 STRETCHING A SOLID GUARD PIN



DOTTED LINE SHOWS INCREASE OF DRAW

FIG 12

THE PIN PALLET LEVER ESCAPEMENT

ISSUED BY
HQ T5b

INSTRUCTIONAL CHART

DRN
TRCD R.O.H
APPROVED

DRG NO
IC/24/CW